

**SOCKET  
& SEE™**

**EPF PRO**





Hazardous Voltage and  
Phase Finder

## Instruction Manual & Specification



# 1. Safety

## 1.1 Equipment Markings

|   |  |
|---|--|
|  | Caution - refer to the instruction manual  |
|  | Construction is double insulated   |
|  | Product should be recycled as electronic waste   |
|  | Conforms to EU standards   |
| <b>CAT IV</b>   | <p>Measurement Category IV is applicable to test and measuring circuits connected at the source of the building's low-voltage MAINS installation. This part of the installation is expected to have a minimum of one level of over-current protective devices between the transformer and connecting points of the measuring circuit.</p> <p>Due to these high short-circuit currents (above 50kA) which can be followed by a high energy level, measurements made within these locations are extremely dangerous. Great precautions shall be made to avoid any chance of a short circuit.</p> <p>Examples of CAT IV are measurements on devices installed before the main fuse or circuit breaker in the building installation.</p> |

## 1.2 Operational Safety

The Socket and See EPF PRO is designed to be used by skilled persons in accordance with safe methods of work. If the EPF PRO is used in a manner not specified by Socket and See, the protection provided by it may be impaired.

Inspect the EPF PRO before using. If any damage is visible such as cracks in the casing the unit should not be used.

The intermittent beep and flashing blue LED indicate that the tester is functioning correctly.

The unit will power off automatically after 3 minutes to preserve battery life.

During use, your hand must be behind the instrument safety barrier. Ensure the instrument is gripped firmly

To maintain safety, check the correct operation of the EPF PRO, both before and after use, with a true AC output proving unit such as the socket and See SP400 or a known live source.

The EPF PRO has been designed to be used with PPE including insulated gloves, if required.

Never attempt to use the instrument on any circuit where voltage exceeds 600VAC.

Do not change the batteries if the instrument is connected to a live circuit.

### **1.3 Limitations of Using the EPF PRO to Detect Hazardous Voltages**

The limitation of any single pole voltage testers is that a so called 'ghost voltage' may indicate a voltage present greater than 50 volts.

Ghost voltages that appear to be greater than 50 volts may not be dangerous, however to prove if the voltage indicated is a ghost or dangerous real voltage a quality 2 pole tester (such as one from the Socket & See VIP range) should be used to prove the indication obtained from the EPF PRO.

For further information on single pole voltage detection and ghost voltages please refer to the technical document on the Socket & See website.

## 2. Description

The UK designed EPF PRO is a dual function hazardous voltage and live phase finder which will detect whether voltages greater than 50VAC are present in order to protect operatives from dangerous live circuits, direct contact or leakage situations at electrical cabinets, street lighting columns and wooden, concrete and metal poles carrying live overhead supplies.

### Identification of live phase conductors

As the EPF PRO uses direct contact for measuring (using safest method known, capacitive coupling). The identification of the live phase is more certain than using non-contact voltage indicators or similar devices.

The EPF PRO is extremely safe to use as there is no need to operate touch pads or any other direct contact method to operate the unit correctly.

- Meets international safety standard BS EN 61010-1:2010
- Voltage measurement range 50 – 600VAC
- Safe live phase detection
- Flashing red front section plus audible warning indicates greater than 50VAC is present
- Slow flashing blue LED with single beep monitors EPF PRO electronics are working correctly
- EPF PRO is fully functional even if wearing full PPE
- Robust construction with IP54 water and dust ingress rating
- Probe tip conforms to HSE recommendations GS 38

## 3. Usage

### 3.1 Battery Installation and Status

The EPF PRO uses 2 x LR6 AA alkaline batteries - rotate the battery cover at the base of the unit using a coin or similar, insert the batteries (negative terminal first) and replace cover. After inserting batteries and before use test the unit for correct operation.

To check battery status, with nothing connected switch the EPF PRO on. If the blue LED flashes and the front section illuminates, the electronics are working correctly and the batteries are good. If the front section red LED flashes the batteries need replacing. Dispose of batteries as required by local regulations.

### 3.2 Operation



#### Important

The tip of the EPF PRO should be placed firmly in contact with the pole or metal cabinet or exposed terminals/cables under test. Fault leakage voltage found or live phase conductors above 50V will be indicated by the front section flashing red and by an audible tone.

## **4. Maintenance and Service**

If required, clean with a damp cloth and mild detergent. Do not use abrasives or solvents.

There are no user serviceable parts.

Contact Socket and See for parts and technical assistance.

Socket and See  
Century Road  
High Carr Business Park  
Newcastle  
Staffordshire, UK

Tel: +44 (0) 1782 567096  
Fax: +44 (0) 1782 567095

Email: [sales@socketandsee.co.uk](mailto:sales@socketandsee.co.uk)  
Website: [www.socketandsee.co.uk](http://www.socketandsee.co.uk)

| <b>Specification</b>           |   |
|--------------------------------|---|
| <b>Operating Voltage Range</b> | 50 - 600V AC  |
| <b>Safety Compliance</b>       | BE EN 61010-1:2010  |
| <b>IP Rating</b>               | IP54  |
| <b>Operating Conditions</b>    | -18 to +55°C at 85% RH  |
| <b>Overvoltage Category</b>    | CAT IV 300V   |
| <b>Batteries</b>               | 2 x LR6 AA alkaline batteries (not included)  |
| <b>Battery Life</b>            | It is recommended to replace the batteries every two years based on Standard BS EN 61557 duty cycle |
| <b>Dimensions</b>              | 200H x 22W x 30D (mm)   |
| <b>Weight</b>                  | 150g  |

| Ordering Information        |               |
|-----------------------------|---------------|
| Item                        | Supplier Code |
| Socket and See EPF PRO      | SOC/EPFPRO    |
| Socket and See EPF PRO case | SOC/TECCEPF   |

**SOCKET  
&SEE**



t: 01782 567096 | e: [sales@socketandsee.co.uk](mailto:sales@socketandsee.co.uk)

Century Road, High Carr Business Park, Newcastle Under Lyme, Staffordshire, ST5 7UG  
Socket & See is a trading division of Acute Sales Ltd.