

SOCKET & SEE™

Your Guide to Easy Mains Wiring Testing

**and instructions for use of
SOK 12, SOK 22, SOK 32**

2005

Who should be testing mains wiring?

Basically anyone who wants to know the mains socket about to be used is correctly wired and safe to plug into.

In particular those with a responsibility of care for their employees and the public.

- Local Authorities
- Police Forces
- Hospitals, including home visits
- Schools and Colleges
- Sports Facilities
- Military Housing and Education
- IT Managers
- Heads of Department
- Health and Safety Officers

Good work practice

Use of a Socket Tester will be seen to show a responsible attitude to electrical safety plus the very reasonable price of Socket & See testers means they place a cost effective solution in the hands of many more users at the front end of responsibility and care.



**BS EN
61010-1**

What a Socket & See tester will tell you

The testers are designed to give a quick and easy indication of correct wiring at the socket. Particular emphasis is placed on detecting very dangerous wiring conditions such as reversed live earth connections and disconnected wires.

What a Socket & See Tester will not tell you

Socket & See wiring testers are for simple first line diagnosis for use by those *with* and *without* electrical skills. If a problem at the socket shows it should be immediately reported and investigated by a suitably qualified electrician or contractor recognised by organisations such as:



- NIC EIC
- ECA
- ECA of Scotland

You can also contact our Customer Helpline on **01256 864100** during business hours.

NOTE: These products will not guarantee condition of earth connection, for this function see Socket & See PDL 200 and PDL 300.

SOCKETTM & SEE


The simple solution for Mains Wiring Testing

- Logical Green for Go 
- Bright, easy to read LED's
- Clear Audible Indication 
- Error Free Testing

(SOK 22 & SOK 32 only)

As easy as 1, 2, 3 ...

1 Plug in



2 Switch on



3 Read the mains wiring condition or just listen to the tone (Audible Indication

SOK 22 & SOK 32 only)



Instructions for use

Models covered SOK 12, SOK 22, SOK 32

Note: This tester is intended for use only on a 230v mains 13A socket outlet. (BS1363 configuration)

Before use check the tester case & pins for any sign of damage.

Do not use if the case is broken or damaged.

To check the correct functioning of the tester plug it into a known live 13A socket.

Plug the tester into a 13A socket outlet and switch the socket on.

Check the indication displayed by the LED's against the table for an indication of the wiring status.

Rating 230 v. Input current: <18mA Frequency: 50Hz.

Suitable for use in environmental conditions:

Temperature 0-40°C Humidity: <95% non condensing

This tester is not intended for continuous use - do not leave connected in a socket for longer than 2 minutes.

This unit is maintenance free and contains no user serviceable components. In the unlikely event that this unit malfunctions, it should be withdrawn from service and returned to Kew Technik.

This tester must not be used in a manner not specified by Kew Technik.



Product Features

- Bright, durable LEDs out-perform fragile, low visibility neons
- Patented 'Fault Locate' shows actual position of Pin - Live, Neutral or Earth (SOK 32 only)
- Tough, smooth-contoured construction
- Eye-catching body colour - easy to find in toolkit
- Advanced electronic circuits mean positive and reliable indication
- Modern production methods ensure great performance and value
- Audible signal gives additional information (SOK 22 and SOK 32 only)
- Fuse finding facility (SOK 22 and SOK 32 only)
- Microprocessor control with built-in self check (SOK 32 only)

SOCKET & SEE™

PUT US TO THE TEST

- Non-Trip Loop Testers
- Insulation/Continuity Testers
- 110V / 230V / 400V Socket Testers
- Phase Finders
- Dead Circuit Finders
- Live Circuit Finders
- Multimeters
- and much more...



Socket & See Industrial
Unit 4, Century Road
High Carr Business Park
Newcastle, Staffordshire, UK
Tel: 01782 567096
Fax: 01782 567095

SOK 12 230V 13 amp BS1363 Socket Tester

- Logical 'Green for Go' indication shows good wiring status
- LED off indicates wiring problem (giving fail safe operation)
- New technology bright LED's out perform fragile hard to see neons
- Advanced electronic circuits mean positive and reliable indication at all times
- Detects Good plus 13 fault conditions



SOK 22 with built in audible indication

All features as SOK 12 *plus*

- Continuous audio tone for good wiring
- Clear audible warbling tone for wiring problem

NOTE: These products will not guarantee condition of earth connection, for this function see Socket & See PDL 200 and PDL 300.

SOK 32 with self-check and patented 'Fault Locate'

All features as SOK 12 & SOK 22
plus

- First Socket Tester to indicate actual fault location - Live, Neutral or Earth
- Built-in automatic visible self-check ensures total confidence in correct functioning at all times
- Tri-coloured LED's (Green, Red, Orange) give clear and positive indication of Good wiring plus 17 possible fault conditions



This is an example of 'Fault Locate' showing live, neutral, reverse.

NOTE: These products will not guarantee condition of earth connection, for this function see Socket & See PDL 200 and PDL 300.

SOK 12/22 FAULT INDICATION CHART

Green LED's show good, LED's off show problem.
Green earth indication may not show condition of earth.

Condition Number	Wiring Condition	Supply Terminal			LED Display	Buzzer (SOK 22 only)
		N	E	L		
		Socket Wiring				
1	Correct	N	E	L		Continuous
2	L-E reverse	N	L	E		Warble
3	L-N-E miswire	E	L	N		Warble
4	L-N reverse	L	E	N		Warble
5	L-N-E miswire	L	N	E		Warble
6	Faulty N / L-E miswire	NC	L	N		Warble
7	Faulty N / E miswire	NC	N	L		Warble
8	Faulty N	NC	E	L		Warble
9	Faulty N / L-E reverse	NC	L	E		Warble
10	Faulty E / L-N reverse	L	NC	N		Warble
11	Faulty E	N	NC	L		Warble
12	Faulty E / N miswire	E	NC	L		Warble
13	Faulty E / L-N miswire	L	NC	E		Warble
14	No mains	NC	NC	NC		

NOTE: SOK 22 LED's will flash to indicate fault condition

KEY: The letter indicates the mains supply. The coloured box indicates which socket terminal it is connected to eg **L** = Live supply connected to neutral terminal on the socket.

NC - No Connection - LED's lit - LED's off E - Protective Earth

Continuous tone - indicating correct wiring Warble tone - indicating error.

SOK 32 FAULT INDICATION CHART

LED's show actual pin location Live, Earth, Neutral.
Green earth indication may not show condition of earth.

Condition Number	Wiring Condition	Supply Terminal	LED Display	Buzzer
		N E L		
		Socket Wiring		
1	Correct	N E L		Continuous
2	L-E reverse	N L E		Warble
3	L-N-E miswire	E L N		Warble
4	L-N reverse	L E N		Warble
5	L-N-E miswire	L N E		Warble
6	Faulty N / L-E miswire	NC L N		Warble
7	Faulty N / E miswire	NC N L		Warble
8	Faulty N	NC E L		Warble
9	Faulty N / L-E reverse	NC L E		Warble
10	Faulty E / L-N reverse	L NC N		Warble
11	Faulty E	N NC L		Warble
12	Faulty E / N miswire	E NC L		Warble
13	Faulty E / L-N miswire	L NC E		Warble
14	Faulty L / N-E miswire	L N NC		Warble
15	Faulty L / E miswire	N L NC		Warble
16	Faulty L / N-E miswire	E L NC		Warble
17	Faulty L / N miswire	L E NC		Warble
18	No Mains	NC NC NC		

NOTE: SOK 32 LED's will flash to indicate fault condition.